

# PATENT SPECIFICATION



Convention Date (Germany) : Oct. 25, 1933.

**427,000**

Application Date (in United Kingdom) : Oct. 25, 1934. No. 30560/34.

Complete Specification Accepted : April 12, 1935.

## COMPLETE SPECIFICATION

### An Improved Pocket Lighter

I, HERMANN MALTNER, a German Citizen, of 14 Hermannstrasse, Offenbach on the Main, Germany, do hereby declare the nature of this invention and in what manner the same is to be performed, to be particularly described and ascertained in and by the following statement:—

This invention has reference to pocket-lighters, for cigarettes, pipes and the like, of the type which comprises a spark-producing mechanism and a windshield, and wherein the said windshield is normally adapted to surround the wick-holder but is capable of being raised from its wick-shielding position.

According to the said invention the lighter casing or fuel container is provided with a well or depression on the bottom of which the wick holder is located and the windshield, normally adapted to be disposed within the said well, is so pivotally mounted on the walls of the said casing that it may be swung above the latter without fouling or interfering with the spark-producing mechanism.

Preferably the well or depression is located at one end of the casing top and the windshield is of such dimensions that when in its wick-shielding position it is disposed below the level of the casing top and substantially encloses the depression whilst, when in its raised position, it is located above the spark-producing mechanism.

The invention will now be described with reference to the accompanying drawings wherein:—

Figure 1 is an elevation of a pocket lighter.

Figure 2 is a plan of Figure 1.

Figure 3 is a similar view to Figure 1, but shows the wick ignited and protected by the windshield, and

Figure 4 is a similar view to Figure 3, showing the windshield in its raised position.

In the said drawings the spark-producing mechanism is of a known construction and therefore only the arm *i* and friction wheel *m* are shown and described.

The said arm *i* is provided with an extinguishing hood *k* and is mounted on the spindle *q* of the friction wheel *m* in such

a manner that the arm and wheel oscillate together.

A depression *f* is formed in one end of the top *n* of the casing or container *h* which contains fuel absorbing material, and a holder *g* for the wick *e* is located on the bottom *d* of the said depression. A windshield *a*, of U-shaped cross section and having arms or extensions *b* is pivotally mounted upon the casing near its top *n* by hinging the ends of the arms *b* upon a pin or spindle *z* and is adapted to be swung up above the top of the casing by rotating it about the said pin *z*. Since the windshield is mounted separately from the arm *i* of the spark-producing mechanism it can be raised as and when desired, without actuating the said mechanism. The windshield is provided with holes or perforations *o* and when in its normal wick-shielding position, as shown in Figures 1 and 3, it rests upon the bottom of the depression entirely below the top *n* of the casing, substantially encloses the depression and its sides are located in the same plane as, or flush with, the sides of the container.

Upon releasing the spark-producing mechanism, by depressing the knob *v*, the arm *i* is suddenly thrown from its Figure 1 to its Figure 3 position, removes the extinguishing hood *k* from the wick and the friction wheel *m* produces sparks which ignite the wick. Since the wick is screened by the windshield *a* and only a limited supply of air can pass through the holes *o*, a small flame is provided such as is suitable for lighting a cigarette or cigar.

If however the windshield is raised to the position shown in Figure 4, the size of the flame increases as an unlimited supply of air is then available. Such a flame is suitable for lighting a pipe and provides a certain amount of illumination.

The arms *b* which carry the windshield are of such a length, and the pin *z*, on which the said arms are pivoted, is so located that, during the raising of the windscreen, or during the throwing up of the arm *i*, neither fouls the other and, when both the windshield *a* and the arm *i* are fully raised, the former is disposed above the latter.

[Price 1/-]

Price 4s 6d

The windshield may be raised or lowered by the thumb and/or one or more fingers of the hand holding the lighter so that the other hand is available for holding and manipulating pipe, cigarette or the like. It is advisable to locate the depression *f* at one end and below the casing top because the large flame can then be brought close to a pipe and facilitates the igniting of the tobacco.

Having now particularly described and ascertained the nature of my said invention, and in what manner the same is to be performed, I declare that what I claim is:—

1. A pocket lighter of the type referred to wherein the casing or fuel container is provided with a well or depression on the bottom of which the wick-holder is located, and the windshield, normally adapted to be disposed within the said well, is so pivotally mounted on the walls of the casing that it may be swung above the latter without fouling or interfering with the spark producing mechanism.

2. A pocket lighter according to Claim 1 wherein the well or depression is located at one end of the casing top and the windshield is of such dimensions that, when in its wick-shielding position, it is disposed below the level of the said top and

substantially encloses the well or depression.

3. A pocket lighter according to the preceding claims wherein the spark-producing mechanism comprises a pivoted arm having a flame-extinguishing hood normally seated upon the wick holder, said arm being adapted to swing upwards when the mechanism is actuated, and wherein the windshield is carried by arms of such dimensions and so pivoted on the casing, that when the windshield and/or the hood-supporting arm is or are pivoted they do not foul one another, whilst when both are in their raised positions, the windshield is located above the arm.

4. A pocket lighter according to the preceding claims wherein the sides of the windshield are disposed in substantially the same planes as, or flush with, the sides of the casing.

5. A pocket lighter substantially as described with reference to the accompanying drawings.

Dated this 19th day of March, 1935.

ARTHUR SADLER,  
Chartered Patent Agent,  
65 Temple Row, Birmingham. 2.  
Agent for the Applicant.

[This Drawing is a reproduction of the Original on a reduced scale.]

Fig. 1

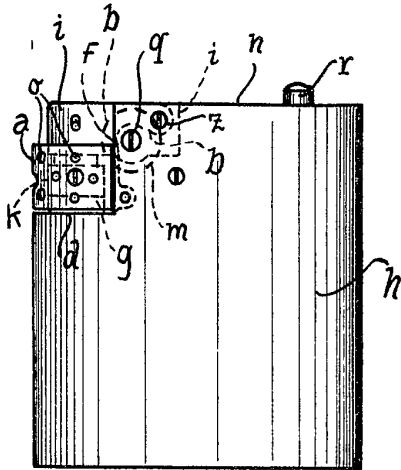


Fig. 3

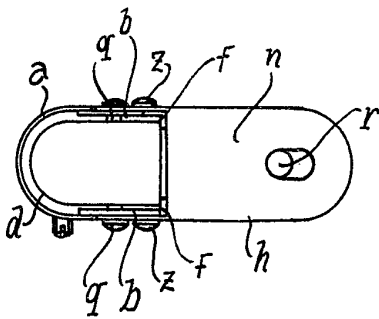
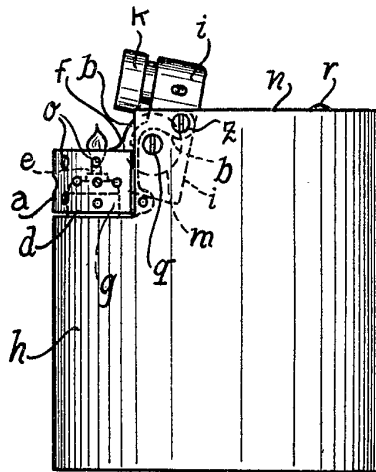


Fig. 2

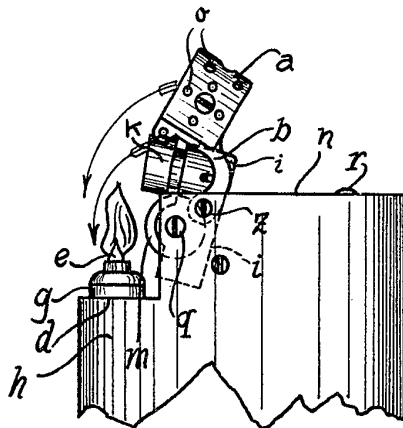


Fig. 4