

COPY

PATENT SPECIFICATION



Convention Date (Switzerland) : Aug. 21, 1934.

426,700

Application Date (in United Kingdom) : Nov. 17, 1934. No. 33161/34.

Complete Specification Accepted : April 8, 1935.

COMPLETE SPECIFICATION

Improvements in Pyrophoric Lighters

We, HERMANN THORENS SOCIÉTÉ ANONYME, a joint stock company organized under the laws of Switzerland, of Sainte-Croix, Switzerland, do hereby declare the nature of this invention, and in what manner the same is to be performed, to be particularly described and ascertained in and by the following statement:—

10 This invention relates to pyrophoric lighters of the type comprising a lighter body forming a liquid combustible reservoir and a wick-carrying rod which can be inserted through a hole in the reservoir, so that when the rod is removed from the reservoir and its end passing beyond the wick rubbed against a pyrophoric element the wick will become ignited.

15 According to the invention the combustible reservoir is mounted on a base member provided with a cylindrical cavity receiving the pyrophoric element, and with a slot for exposing a portion of the surface of the element, said cavity having its entrance closed by a removable plug for locking the pyrophoric element.

20 The accompanying drawings represent by way of example one form of construction of the lighter according to the invention.

30 Fig. 1 is a view of the lighter in elevation.

Fig. 2 is a fragmentary section along the line II-II of Fig. 1.

35 Fig. 3 is a section along the line III-III of Fig. 2.

The represented lighter comprises a base member 1 which may be obtained by die-casting or made from artificial resin material. A petrol reservoir 2 is fixed to the base member and contains a rod 3 carrying a wick 4 and provided with an extension 3a passing beyond the wick. The base member 1 is provided with a transversely extending cylindrical cavity 5, and a slot 6 is formed in the end face of the base member and communicates with the cavity 5. A rod 7 of ferrocium is freely engaged in the cavity 5 so that

a portion of its surface is exposed through the slot 6. The rod is locked in the cavity 5 by means of a plug screw 8 screwing into the threaded entrance of the cavity.

In order to light the wick 4, the rod 3 is removed from the interior of the casing 2 and the extension 3a is inserted through the slot 6 to be rubbed against the ferrocium rod 7 along which it is guided by the walls of the slot. Sparks are then produced for lighting the wick 4 which had been moistened with petrol while being engaged in the casing 2.

55 The described arrangement permits the use of cylindrical rods of ferrocium material which rods are cheaper than the rectangular blocks used heretofore; also the engagement of the rod 7 in the lighter body and its removal therefrom are easily effected.

60 Having now particularly described and ascertained the nature of our said invention and in what manner the same is to be performed, we declare that what we claim is:—

1. A pyrophoric lighter of the type comprising a lighter body forming a liquid combustible reservoir and a wick-carrying rod which can be inserted through a hole in the reservoir, so that when the rod is removed from the reservoir and its end passing beyond the wick rubbed against a pyrophoric element the saturated wick on the rod will become ignited, characterised by the fact that the combustible reservoir is mounted on a base member provided with a cylindrical cavity in which the pyrophoric element is freely engaged and with a slot for exposing a portion of the surface of the element, said cavity having its entrance closed by a removable plug for locking the pyrophoric element.

2. The improved pyrophoric lighter, substantially as described and as illustrated in the accompanying drawings.

Dated this 17th day of November, 1934.

MARKS & CLERK.

Fig. 1

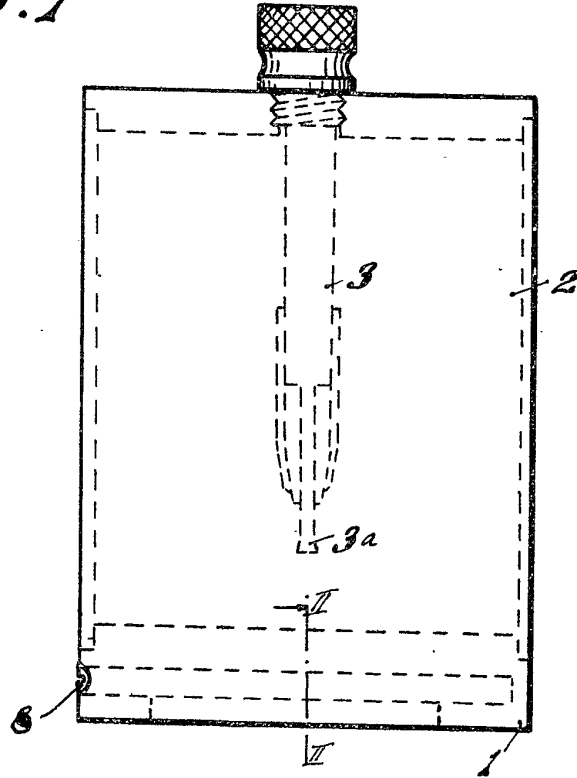


Fig. 2

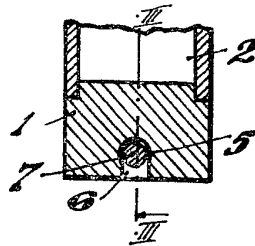
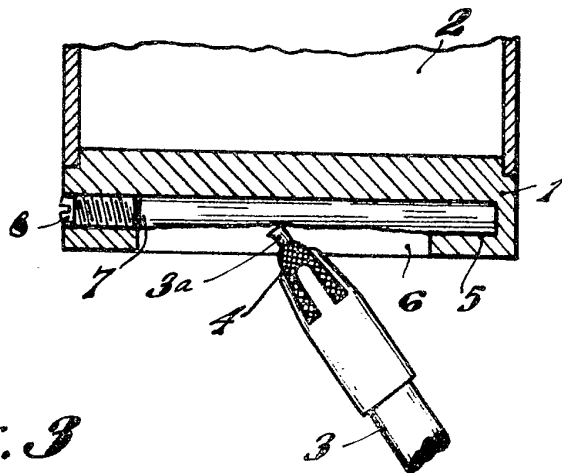


Fig. 3



[This Drawing is a reproduction of the Original on a reduced scale.]